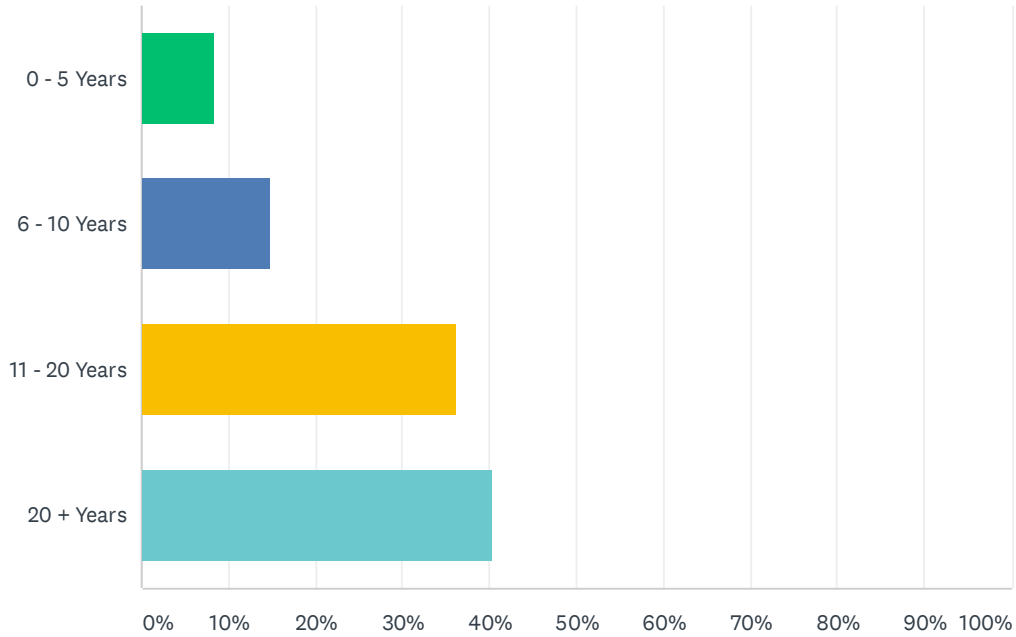


# Q1 How many years have you been teaching?

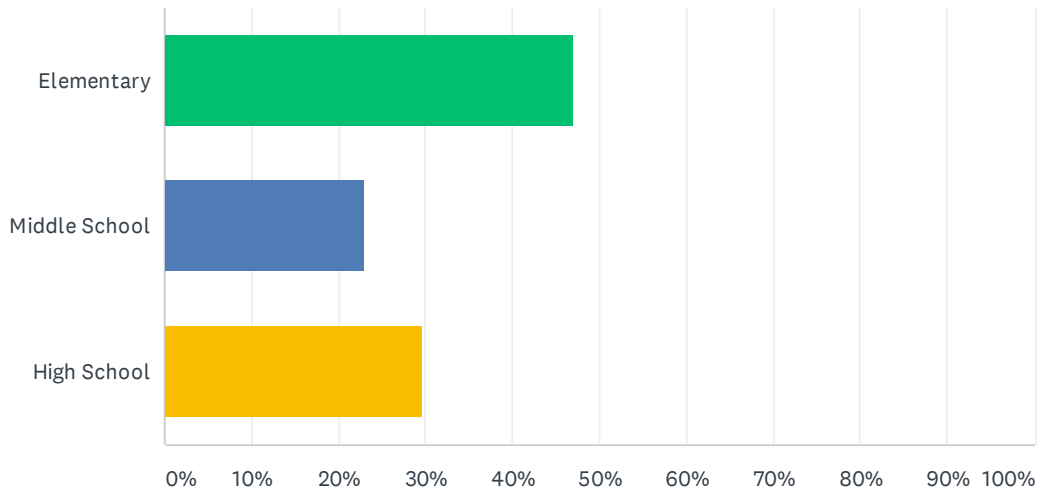
Answered: 1,453 Skipped: 2



ANSWER CHOICES	RESPONSES	
0 - 5 Years	8.40%	122
6 - 10 Years	14.93%	217
11 - 20 Years	36.20%	526
20 + Years	40.47%	588
<b>TOTAL</b>		<b>1,453</b>

## Q2 What grade level do you teach?

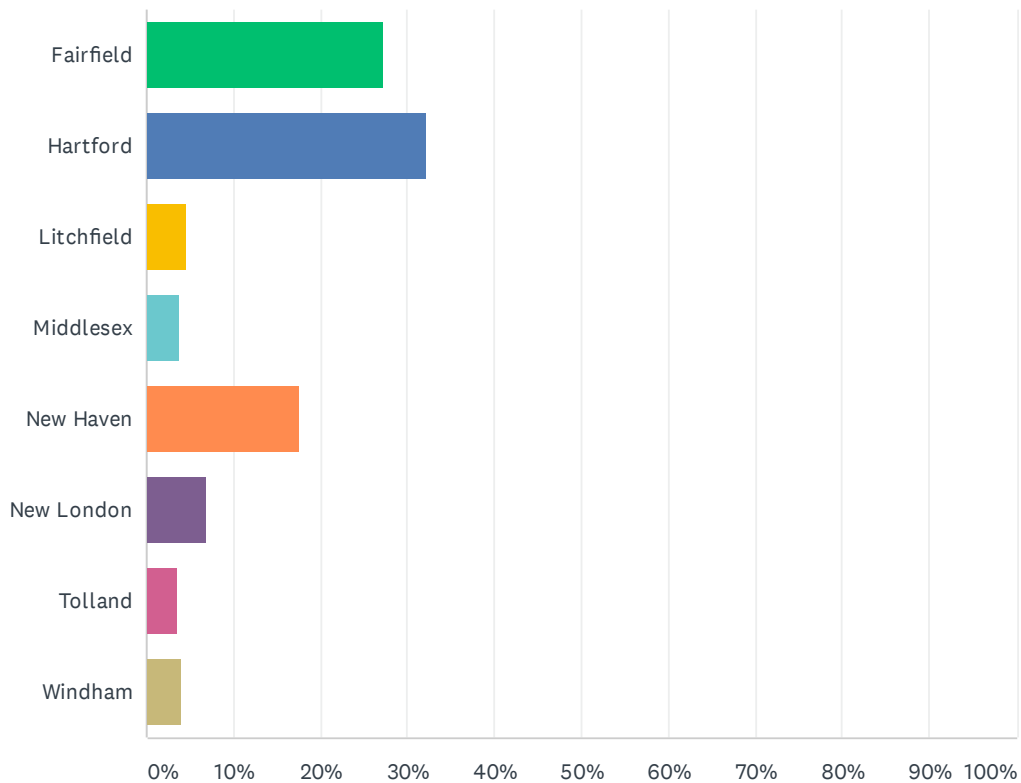
Answered: 1,454 Skipped: 1



ANSWER CHOICES	RESPONSES	
Elementary	47.11%	685
Middle School	23.11%	336
High School	29.78%	433
<b>TOTAL</b>		<b>1,454</b>

### Q3 What county do you teach in?

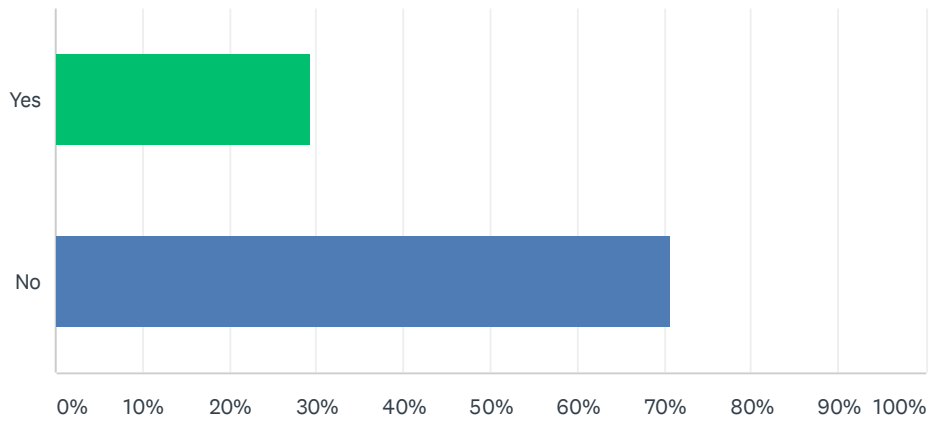
Answered: 1,454 Skipped: 1



ANSWER CHOICES	RESPONSES	
Fairfield	27.24%	396
Hartford	32.26%	469
Litchfield	4.68%	68
Middlesex	3.78%	55
New Haven	17.61%	256
New London	6.88%	100
Tolland	3.65%	53
Windham	3.92%	57
<b>TOTAL</b>		<b>1,454</b>

### Q4 Does your school system assign computers / tablets to each student to take home and use throughout the year?

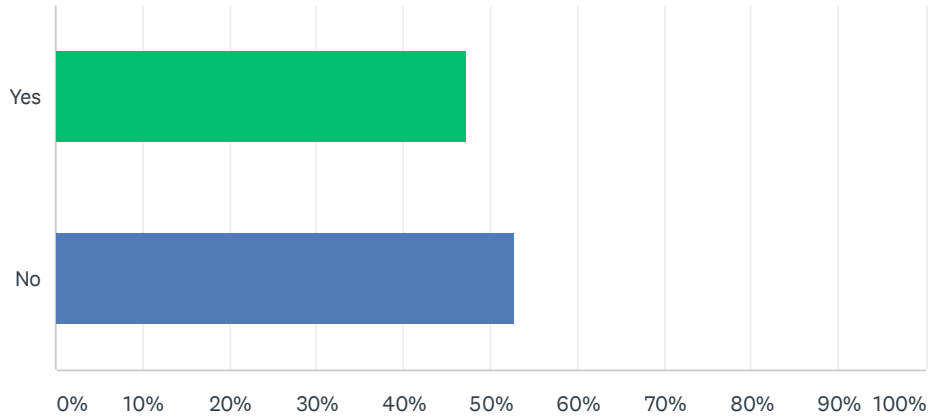
Answered: 1,449 Skipped: 6



ANSWER CHOICES	RESPONSES	
Yes	29.33%	425
No	70.67%	1,024
TOTAL		1,449

### Q5 Is lack of access to technology outside the classroom (i.e., at home) an issue for the education of your students?

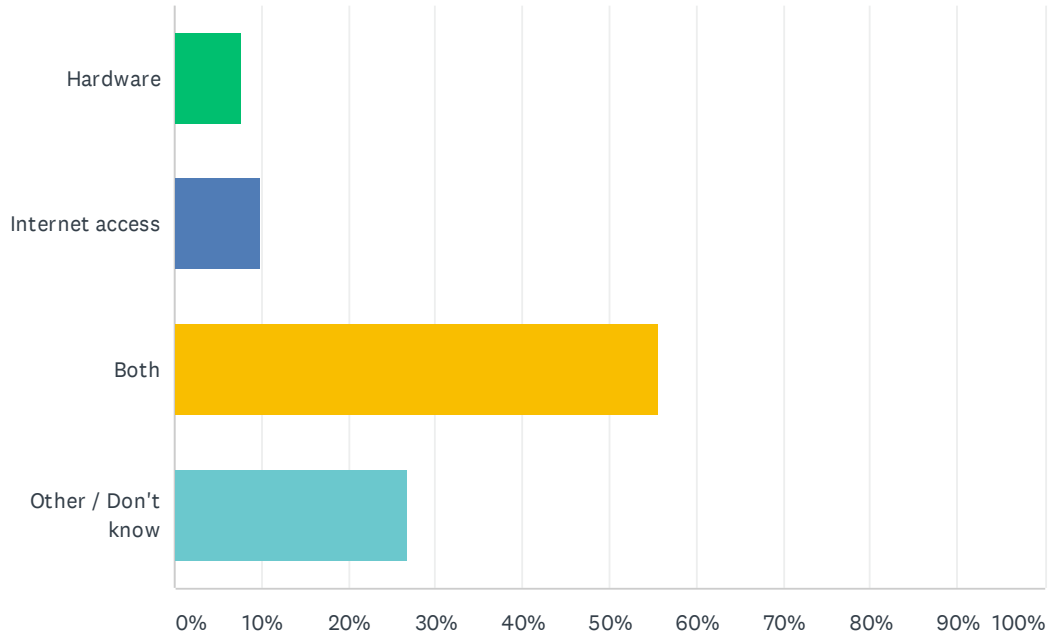
Answered: 1,452 Skipped: 3



ANSWER CHOICES	RESPONSES	
Yes	47.25%	686
No	52.75%	766
TOTAL		1,452

### Q6 If yes, is it an issue of:

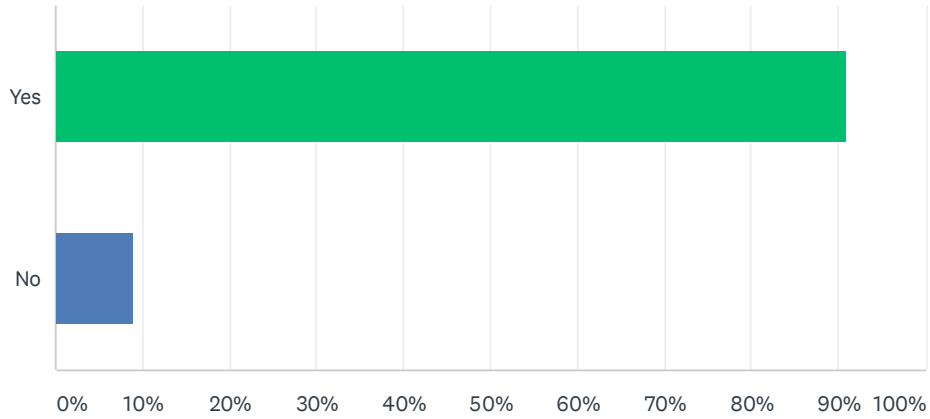
Answered: 811 Skipped: 644



ANSWER CHOICES	RESPONSES	
Hardware	7.64%	62
Internet access	9.86%	80
Both	55.73%	452
Other / Don't know	26.76%	217
<b>TOTAL</b>		<b>811</b>

## Q7 Is your district providing students computers / tablets for classroom use?

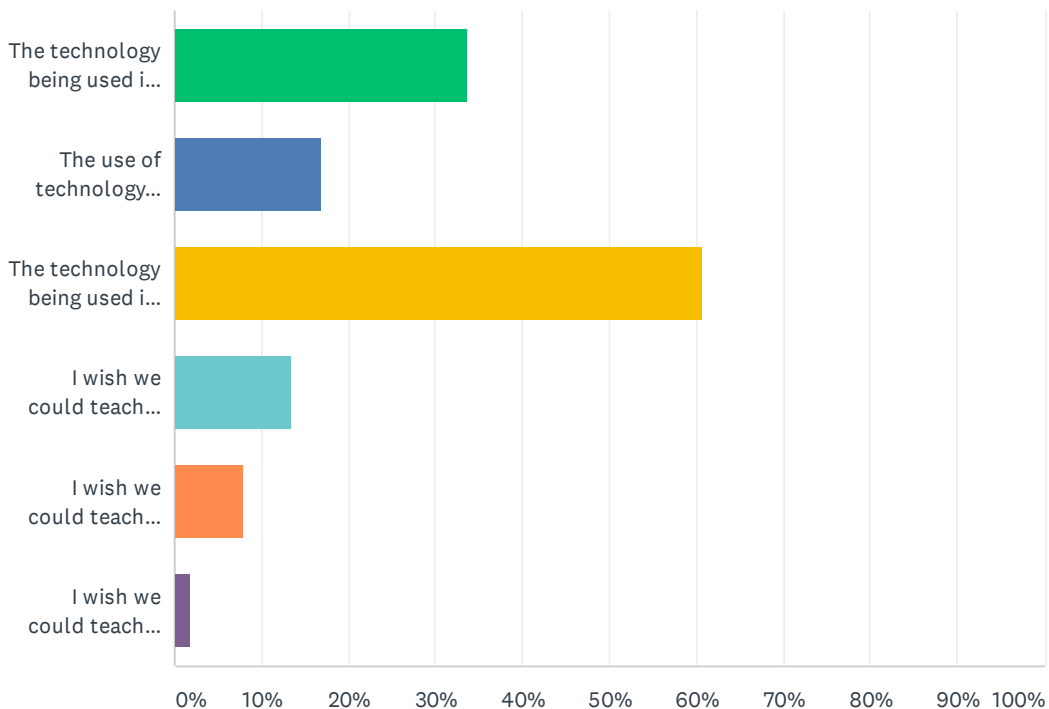
Answered: 1,450 Skipped: 5



ANSWER CHOICES	RESPONSES	
Yes	91.10%	1,321
No	8.90%	129
TOTAL		1,450

### Q8 Which statement most reflects how you feel about technology and teaching in 2020? (Select all that apply.)

Answered: 1,447 Skipped: 8

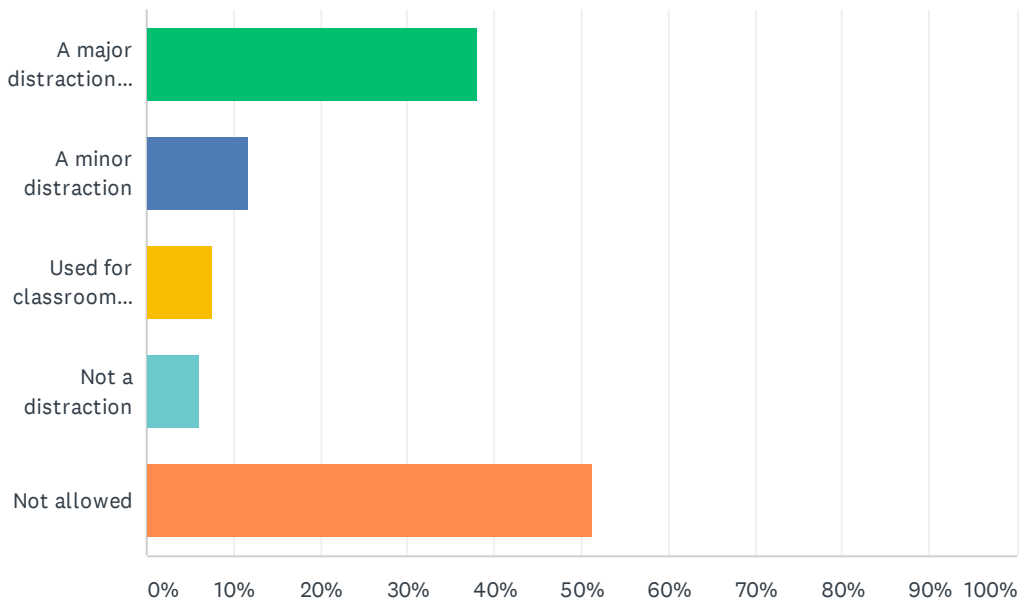


ANSWER CHOICES	RESPONSES	
The technology being used in the classroom is a benefit to students.	33.59%	486
The use of technology doesn't necessarily enhance the learning process.	17.00%	246
The technology being used in the classroom is both a benefit and a curse.	60.75%	879
I wish we could teach with more technology.	13.48%	195
I wish we could teach with less technology.	7.88%	114
I wish we could teach without technology.	1.94%	28
Total Respondents: 1,447		



### Q9 Use of smartphones in your school is: (Select all that apply.)

Answered: 1,447 Skipped: 8



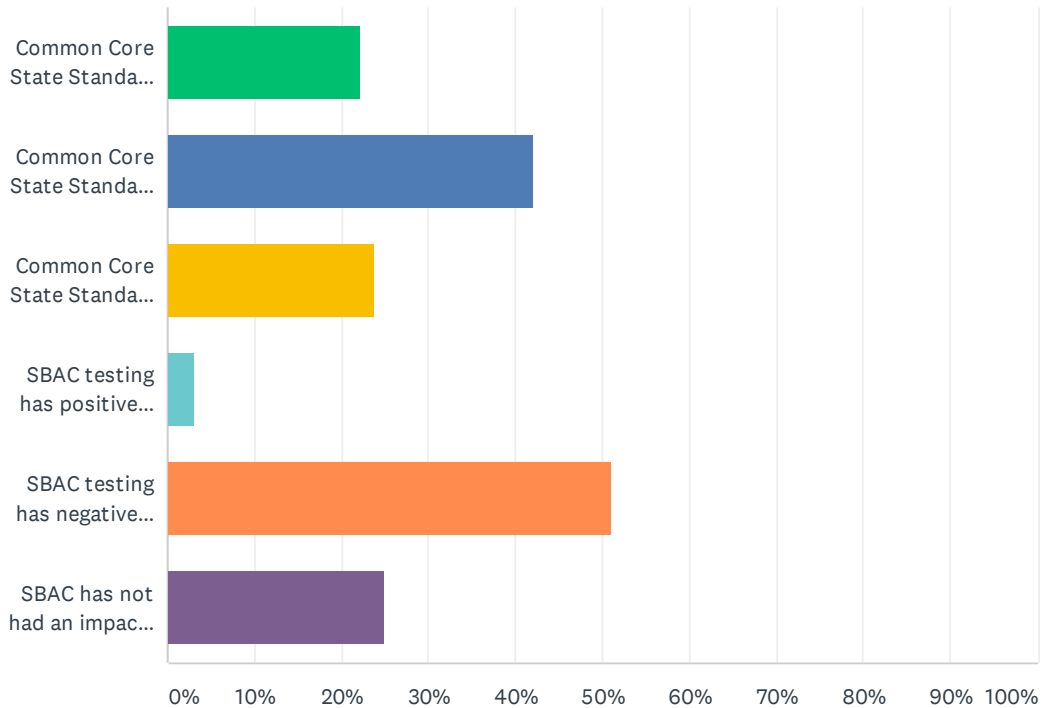
ANSWER CHOICES	RESPONSES	
A major distraction that impacts teaching / learning	38.08%	551
A minor distraction	11.82%	171
Used for classroom instruction	7.60%	110
Not a distraction	6.15%	89
Not allowed	51.21%	741
Total Respondents: 1,447		

**Q10 Please share any comments you have on technology.**

Answered: 551 Skipped: 904

### Q11 What effect(s) do government-mandated standardized teaching and testing methods (i.e. CCSS & SBAC) have on education? (Select all that apply.)

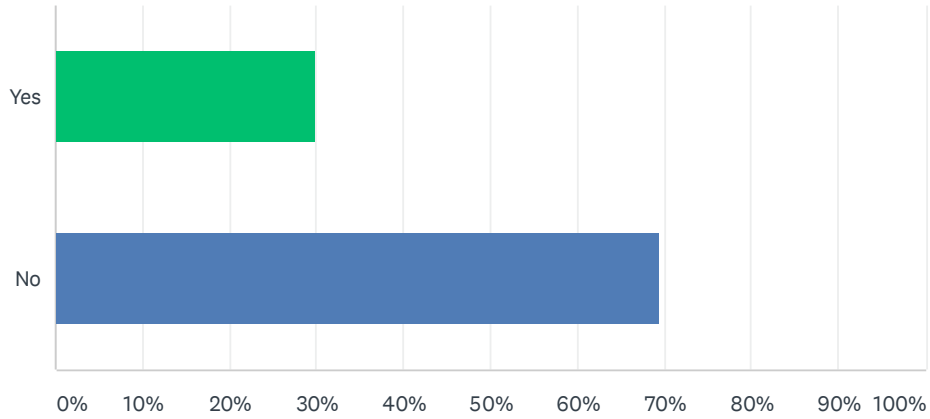
Answered: 1,386 Skipped: 69



ANSWER CHOICES	RESPONSES	
Common Core State Standards have positively affected instruction in my classroom.	22.15%	307
Common Core State Standards have negatively affected instruction in my classroom.	42.06%	583
Common Core State Standards have not had an impact in my classroom.	23.88%	331
SBAC testing has positively affected instruction in my classroom.	3.10%	43
SBAC testing has negatively affected instruction in my classroom.	51.08%	708
SBAC has not had an impact on the instruction in my classroom.	24.82%	344
Total Respondents: 1,386		

## Q12 Are schools placing enough emphasis on students' social growth vs. academic growth?

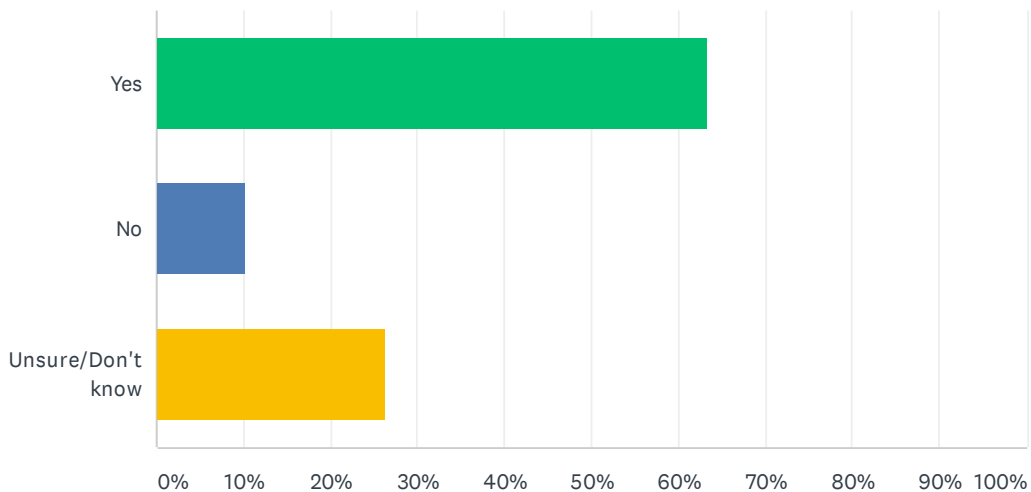
Answered: 1,445 Skipped: 10



ANSWER CHOICES	RESPONSES	
Yes	29.90%	432
No	69.55%	1,005
<b>TOTAL</b>		<b>1,445</b>

Q13 Do school curriculums focus too much on college prep vs. preparing students for careers in the trades or other vocations? (i.e., plumber, mechanic, electrician, chef, etc.)

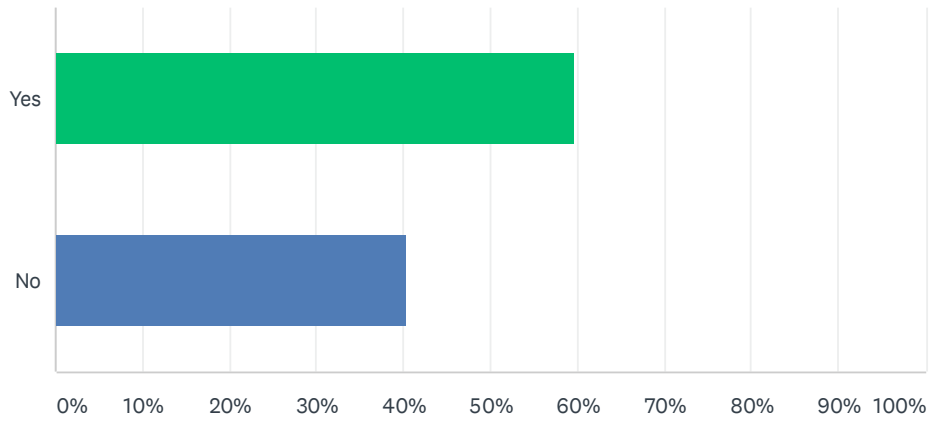
Answered: 1,449 Skipped: 6



ANSWER CHOICES	RESPONSES
Yes	63.35% 918
No	10.21% 148
Unsure/Don't know	26.43% 383
TOTAL	1,449

### Q14 Do you feel homework is necessary for the success of our students?

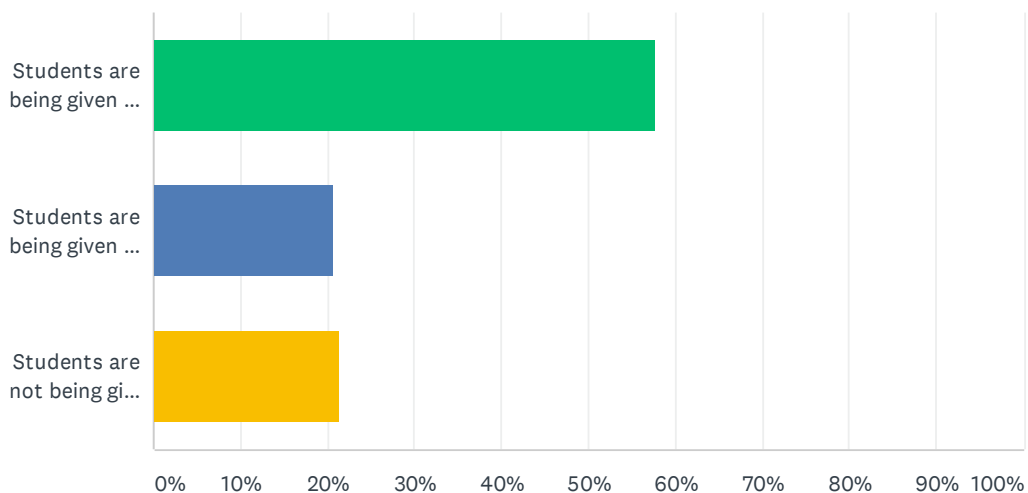
Answered: 1,444 Skipped: 11



ANSWER CHOICES	RESPONSES	
Yes	59.63%	861
No	40.37%	583
TOTAL		1,444

### Q15 In your school, how do you feel about the quantity of homework assigned?

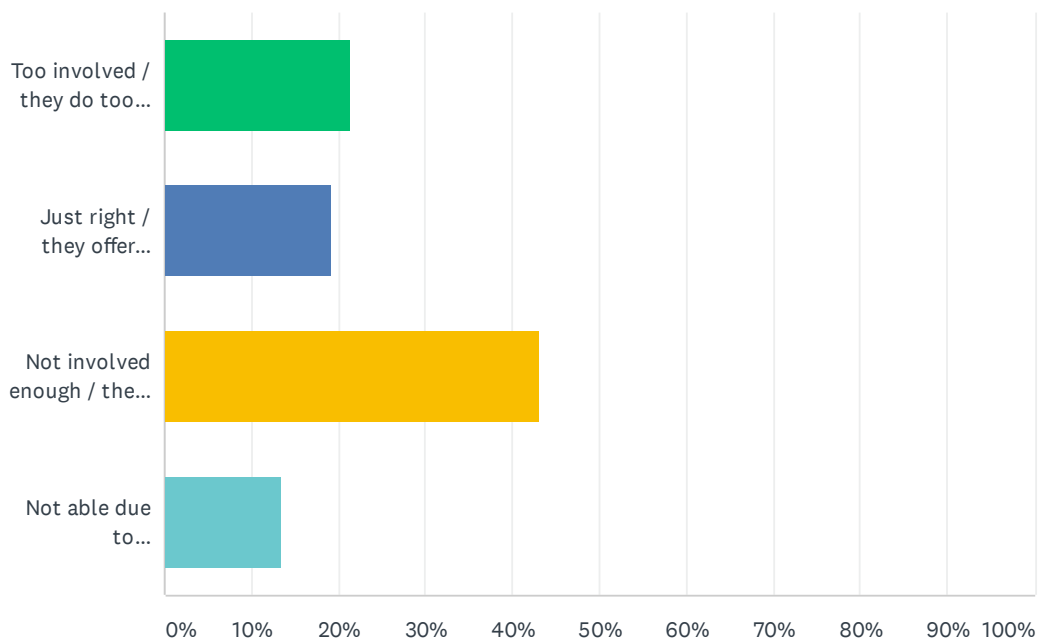
Answered: 1,423 Skipped: 32



ANSWER CHOICES	RESPONSES	
Students are being given the right amount.	57.84%	823
Students are being given too much.	20.73%	295
Students are not being given enough.	21.43%	305
TOTAL		1,423

## Q16 Generally speaking, how involved are the parents / guardians in the education of the children you teach?

Answered: 1,451 Skipped: 4

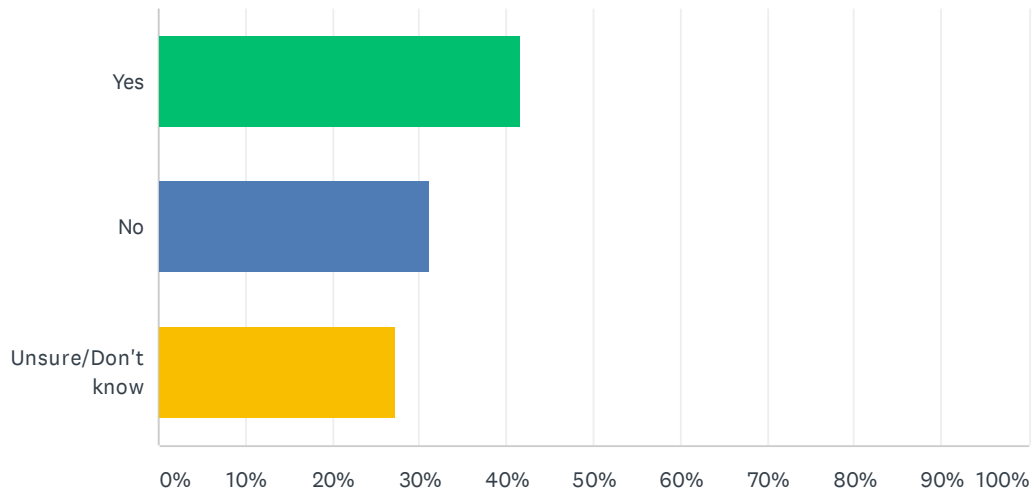


ANSWER CHOICES	RESPONSES
Too involved / they do too much for their children.	21.43% 311
Just right / they offer their children the right amount of support and allow their children to learn from their successes and failures.	19.30% 280
Not involved enough / their lack of involvement is impeding their child's learning.	43.14% 626
Not able due to family/economic/multiple job requirements.	13.30% 193
<b>TOTAL</b>	<b>1,451</b>



### Q17 Do you believe it would be beneficial to have the school day start later for students in high school?

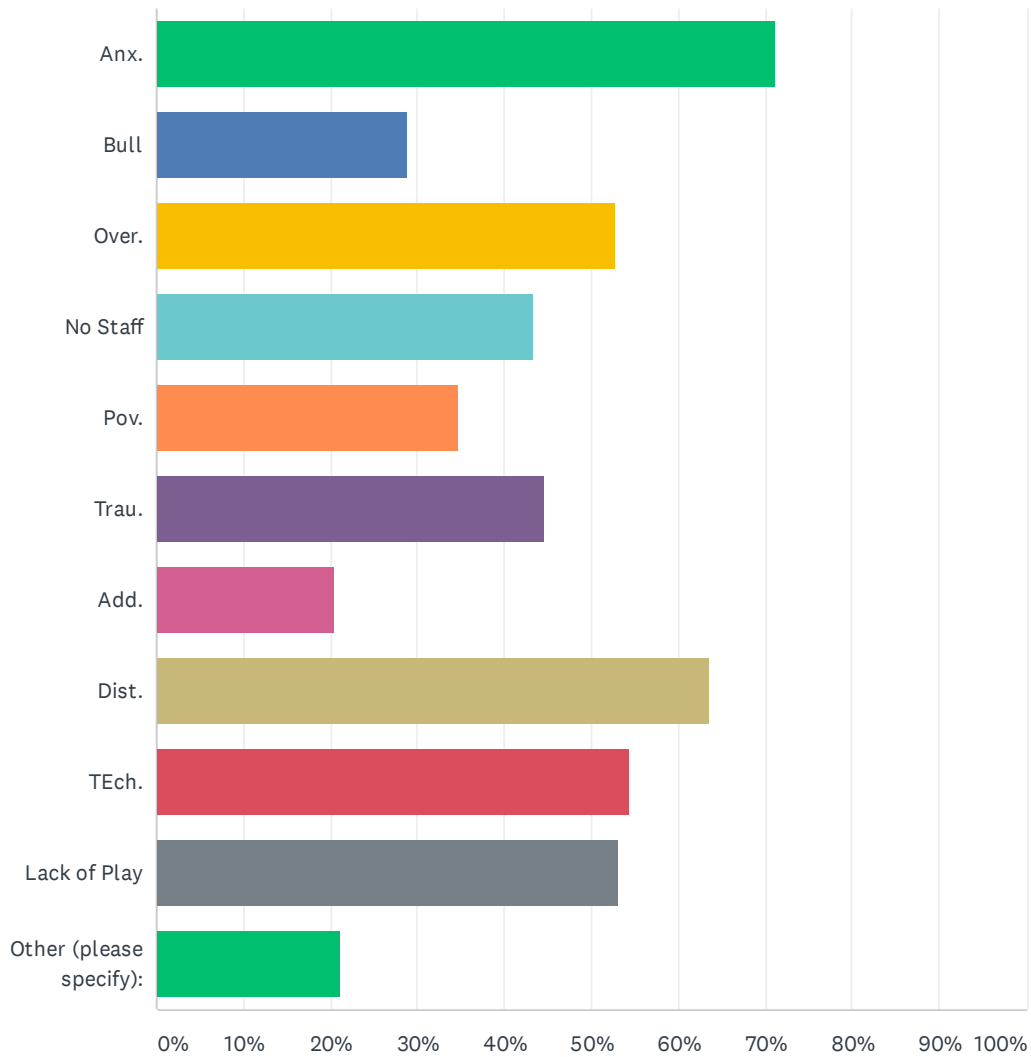
Answered: 1,451 Skipped: 4



ANSWER CHOICES	RESPONSES	
Yes	41.56%	603
No	31.15%	452
Unsure/Don't know	27.29%	396
<b>TOTAL</b>		<b>1,451</b>

### Q18 What are the biggest challenges students of this generation are facing? (Select all that apply.)

Answered: 1,453 Skipped: 2

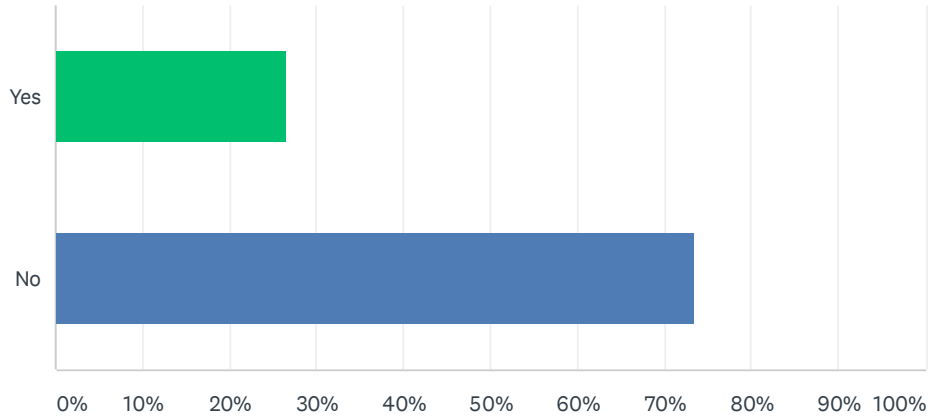


CEA/AFT CT/WFSB Teachers Survey - Part 2

ANSWER CHOICES	RESPONSES	
Anx.	71.03%	1,032
Bull	28.84%	419
Over.	52.79%	767
No Staff	43.29%	629
Pov.	34.76%	505
Trau.	44.53%	647
Add.	20.51%	298
Dist.	63.52%	923
TEch.	54.44%	791
Lack of Play	53.13%	772
Other (please specify):	21.06%	306
Total Respondents: 1,453		

### Q19 Do you and your colleagues have access to enough supports to help address students in crisis and disruptions in the classroom (school counselors, social workers, etc.)?

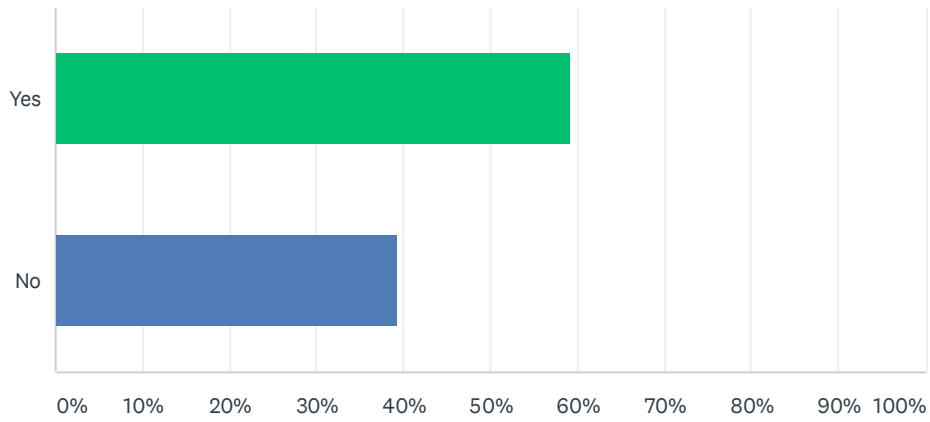
Answered: 1,448 Skipped: 7



ANSWER CHOICES	RESPONSES	
Yes	26.66%	386
No	73.34%	1,062
TOTAL		1,448

## Q20 Do you feel supported by your building administrator?

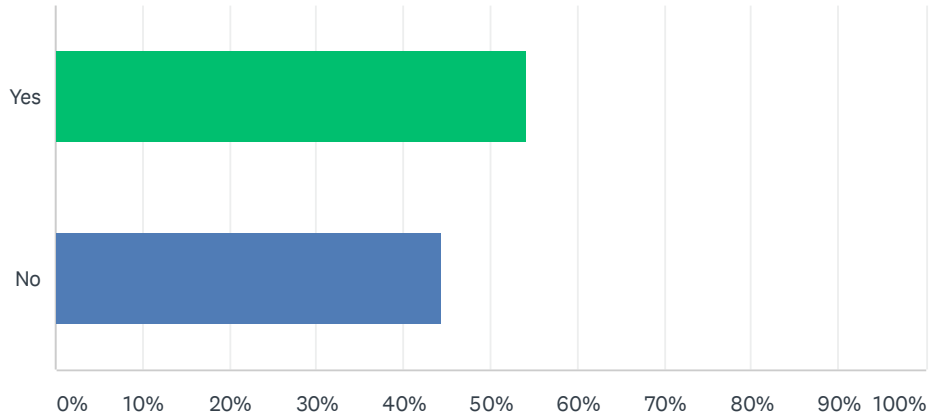
Answered: 1,441 Skipped: 14



ANSWER CHOICES	RESPONSES	
Yes	59.20%	853
No	39.42%	568
TOTAL		1,441

## Q21 If you could do it all over again, would you choose a career as a teacher?

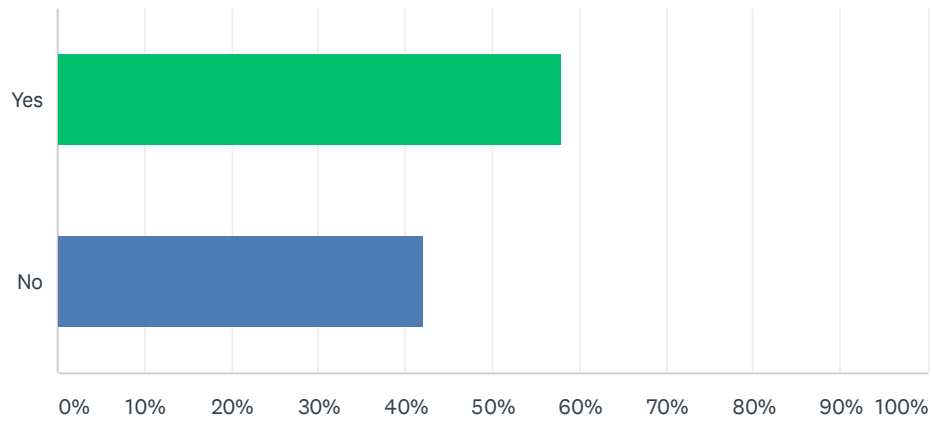
Answered: 1,438 Skipped: 17



ANSWER CHOICES	RESPONSES	
Yes	54.10%	778
No	44.44%	639
TOTAL		1,438

## Q22 Have you ever had to evacuate your classroom due to classroom disruptions that threaten the safety of students?

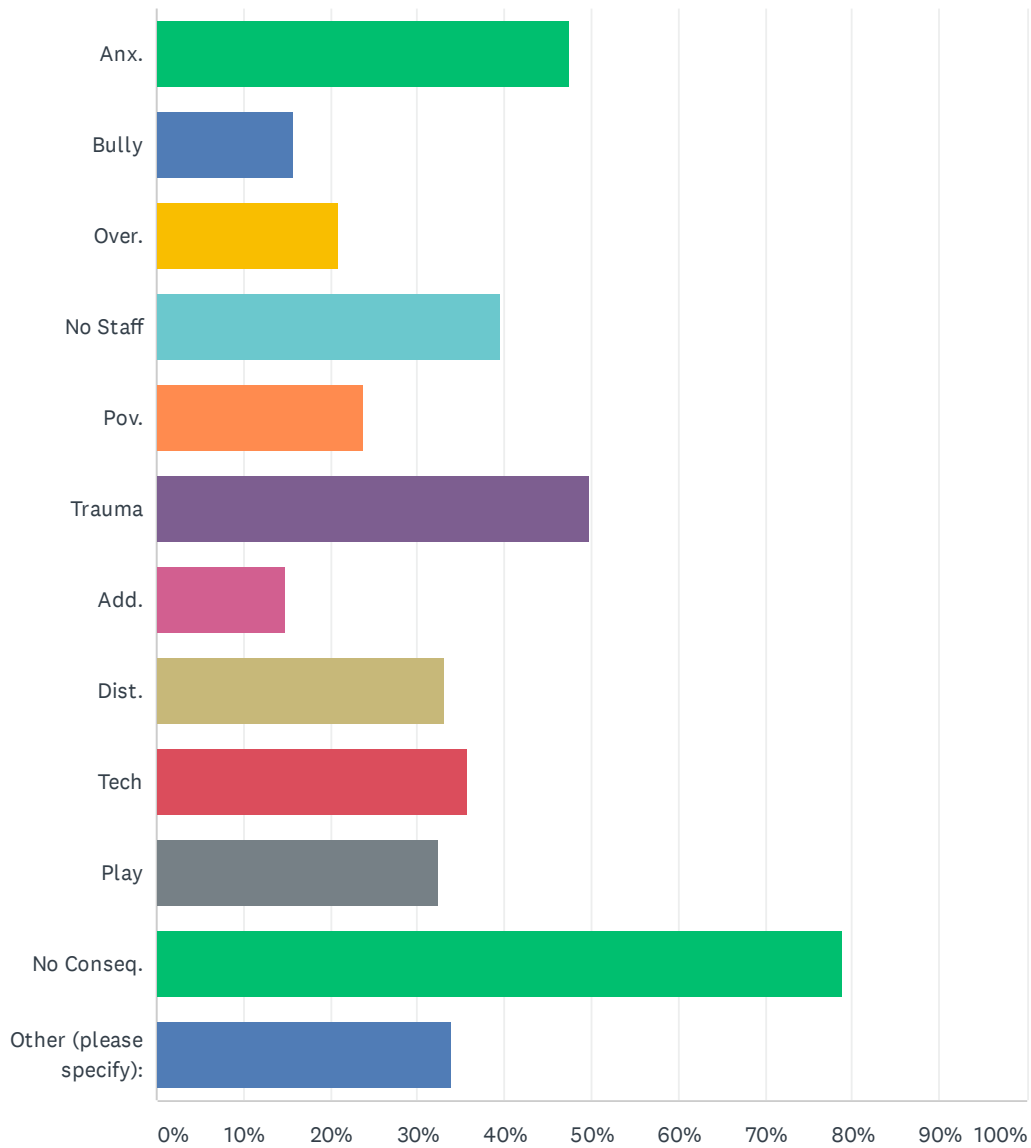
Answered: 1,450 Skipped: 5



ANSWER CHOICES	RESPONSES	
Yes	57.86%	839
No	42.07%	610
TOTAL		1,450

### Q23 What do you think is causing the increasing number of disruptive student behaviors in today's classroom? (Select all that apply.)

Answered: 1,451 Skipped: 4



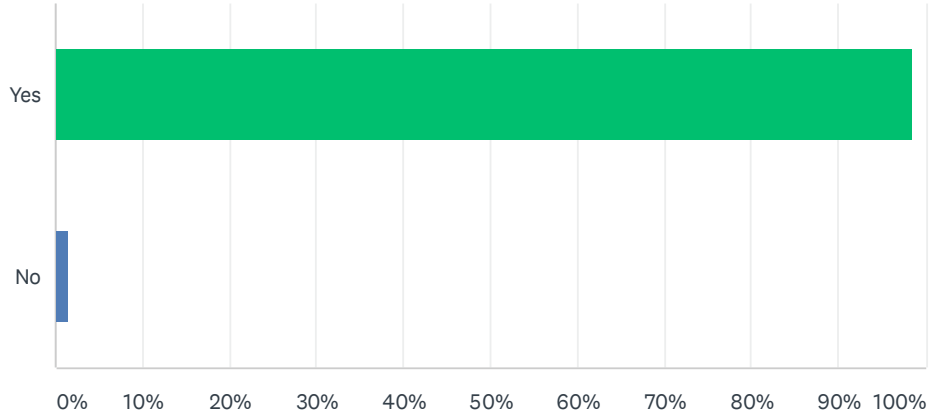


CEA/AFT CT/WFSB Teachers Survey - Part 2

ANSWER CHOICES	RESPONSES	
Anx.	47.48%	689
Bully	15.71%	228
Over.	20.95%	304
No Staff	39.56%	574
Pov.	23.85%	346
Trauma	49.69%	721
Add.	14.82%	215
Dist.	33.01%	479
Tech	35.70%	518
Play	32.39%	470
No Conseq.	78.91%	1,145
Other (please specify):	33.91%	492
Total Respondents: 1,451		

### Q24 Do you believe it is important for students to receive the supports needed to address the cause of their behavior and understand it could be hurtful to other students?

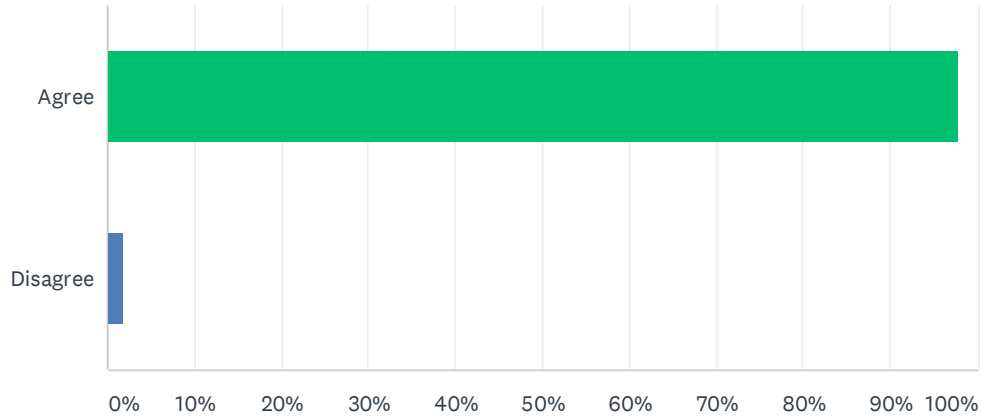
Answered: 1,443 Skipped: 12



ANSWER CHOICES	RESPONSES	
Yes	98.61%	1,423
No	1.39%	20
<b>TOTAL</b>		<b>1,443</b>

**Q25 Teachers should definitely have a say in the resources and interventions needed to address the needs of disruptive students to prevent negative behaviors.**

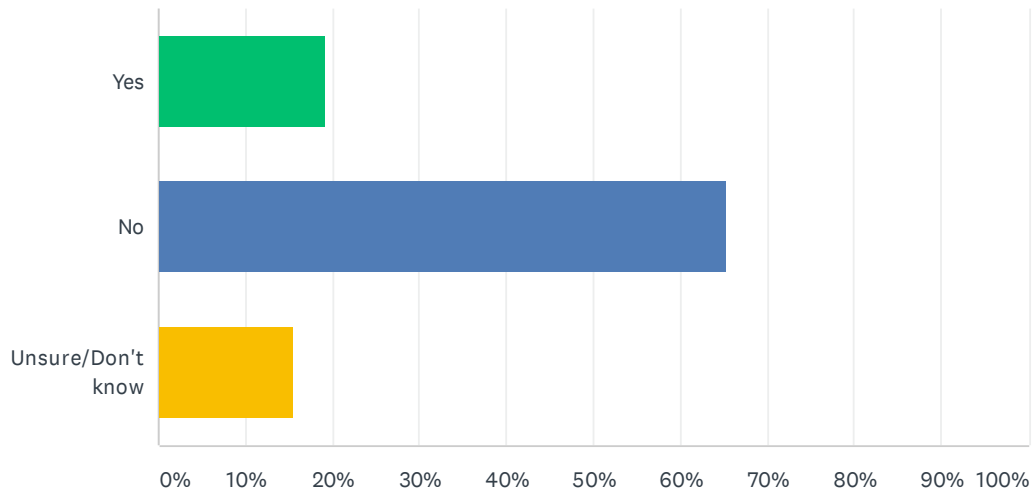
Answered: 1,452 Skipped: 3



ANSWER CHOICES	RESPONSES	
Agree	98.00%	1,423
Disagree	1.86%	27
TOTAL		1,452

## Q26 Is enough being done to promote training in trauma-informed instruction and social-emotional learning?

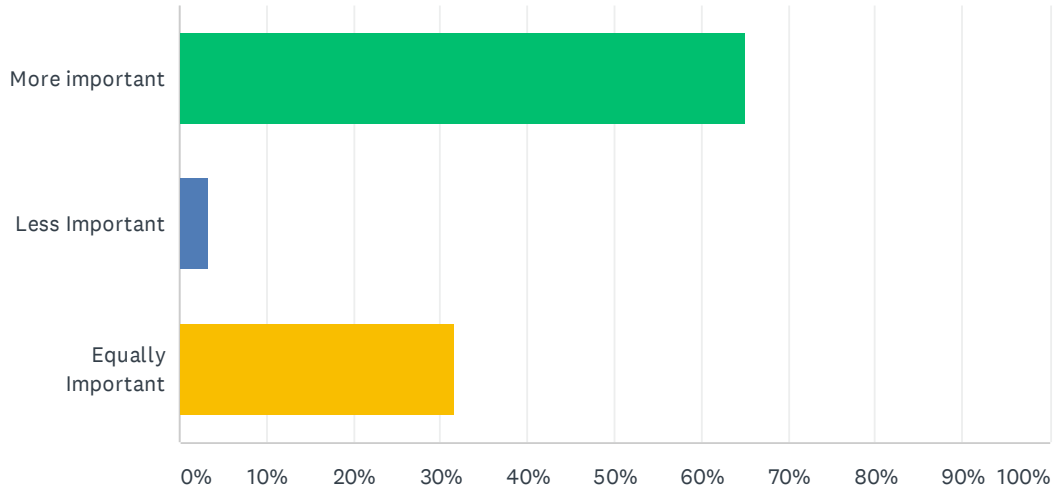
Answered: 1,452 Skipped: 3



ANSWER CHOICES	RESPONSES	
Yes	19.21%	279
No	65.22%	947
Unsure/Don't know	15.56%	226
TOTAL		1,452

## Q27 In kindergarten, socialization, interaction with peers, and play are more important, less important or equally important than pure academic skills?

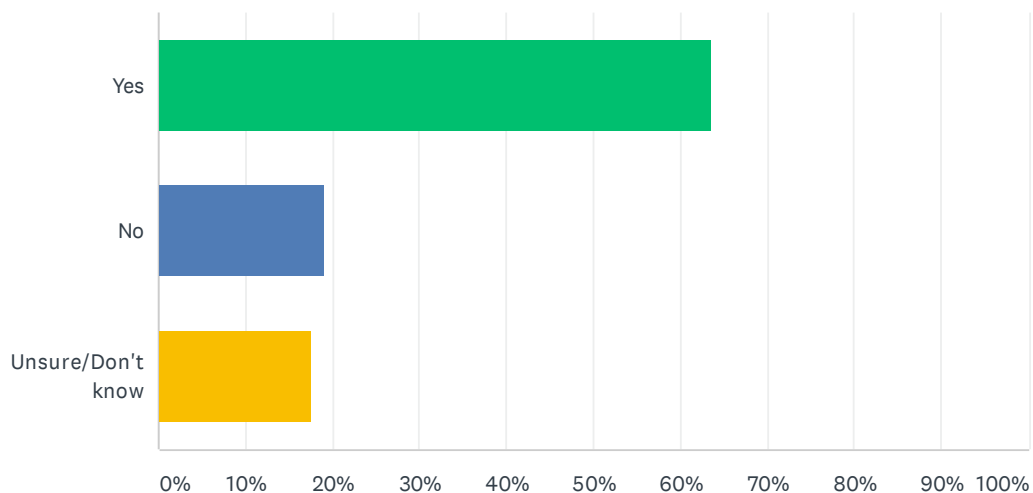
Answered: 1,444 Skipped: 11



ANSWER CHOICES	RESPONSES	
More important	65.17%	941
Less Important	3.25%	47
Equally Important	31.58%	456
TOTAL		1,444

### Q28 Do you believe children should start kindergarten no earlier than 5 years old (currently they can start as early as 4 years and 8 months)?

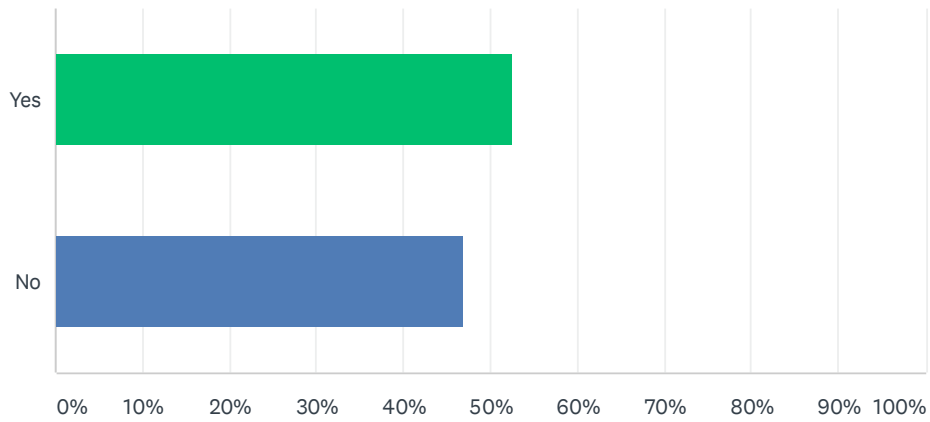
Answered: 1,448 Skipped: 7



ANSWER CHOICES	RESPONSES	
Yes	63.54%	920
No	18.99%	275
Unsure/Don't know	17.47%	253
TOTAL		1,448

### Q29 Are environmental conditions (air quality and physical building conditions) in your classroom conducive to teaching and learning?

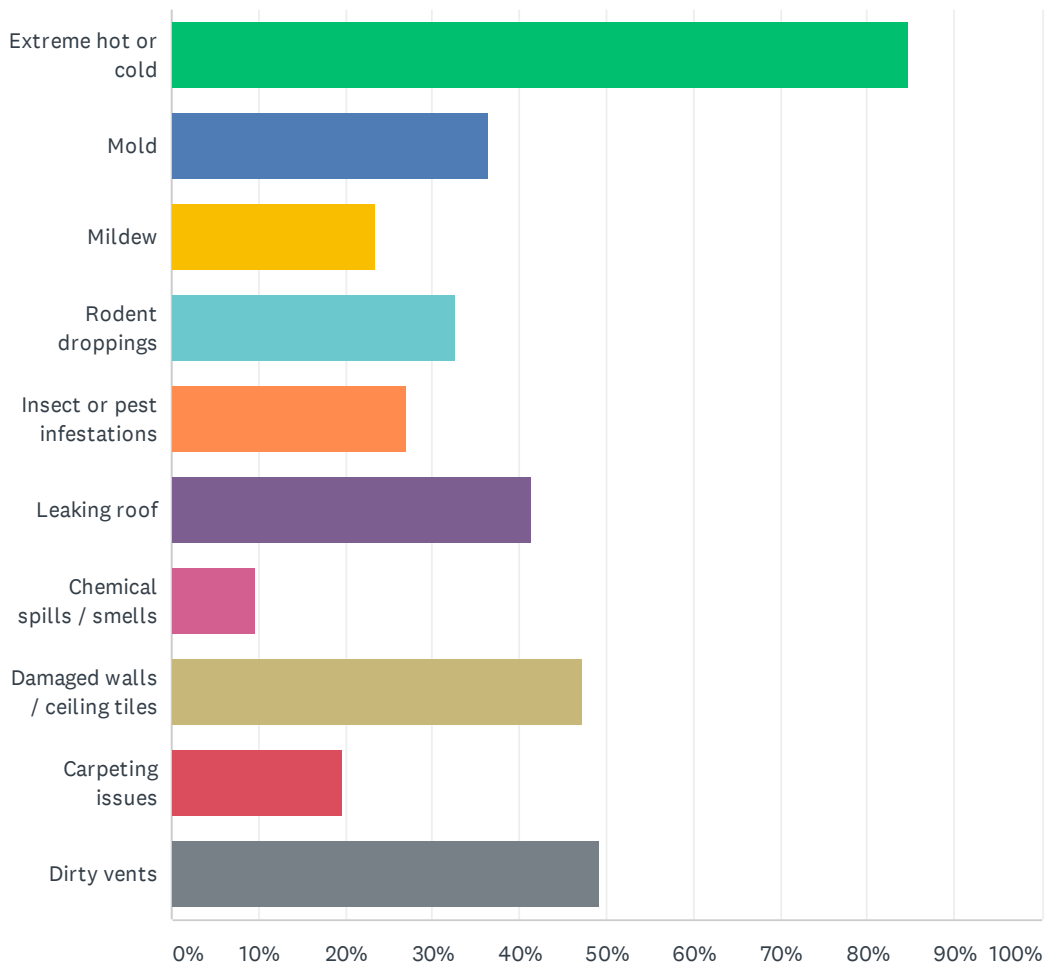
Answered: 1,447 Skipped: 8



ANSWER CHOICES	RESPONSES	
Yes	52.59%	761
No	46.79%	677
TOTAL		1,447

### Q30 Have you experienced any of the following in your classroom?

Answered: 1,330 Skipped: 125

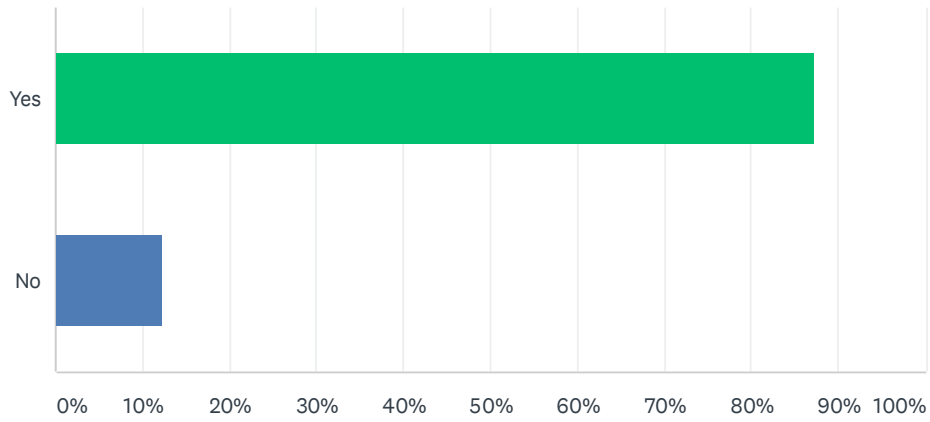


ANSWER CHOICES	RESPONSES	
Extreme hot or cold	84.74%	1,127
Mold	36.47%	485
Mildew	23.53%	313
Rodent droppings	32.63%	434
Insect or pest infestations	26.92%	358
Leaking roof	41.50%	552
Chemical spills / smells	9.55%	127
Damaged walls / ceiling tiles	47.29%	629
Carpeting issues	19.70%	262
Dirty vents	49.17%	654
<b>Total Respondents: 1,330</b>		



### Q31 Have you reported any of these problems to school administrators?

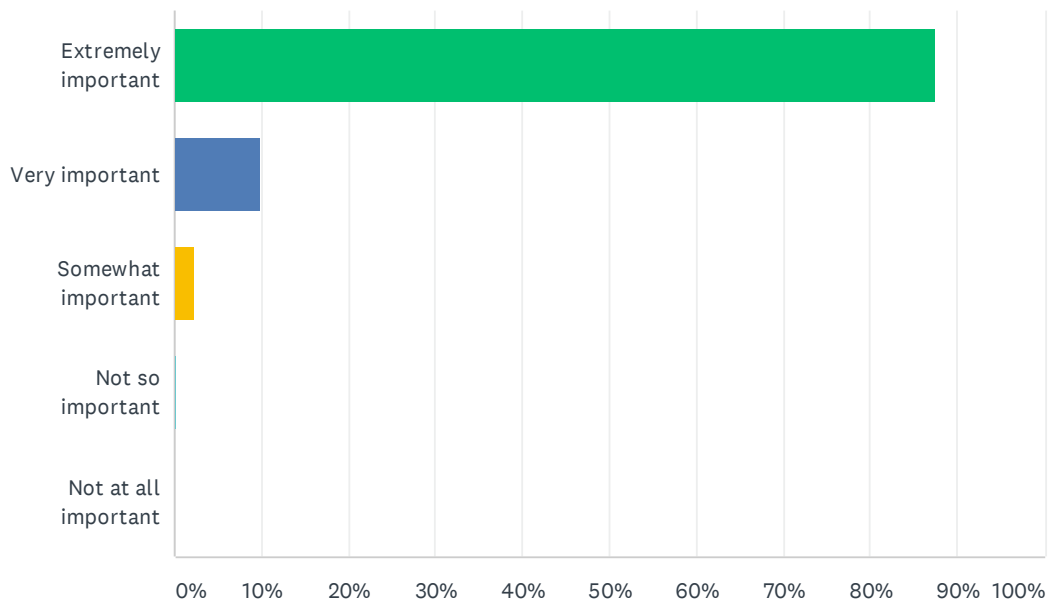
Answered: 1,340 Skipped: 115



ANSWER CHOICES	RESPONSES	
Yes	87.31%	1,170
No	12.39%	166
TOTAL		1,340

### Q32 How important is a stable and secure pension for you and your family?

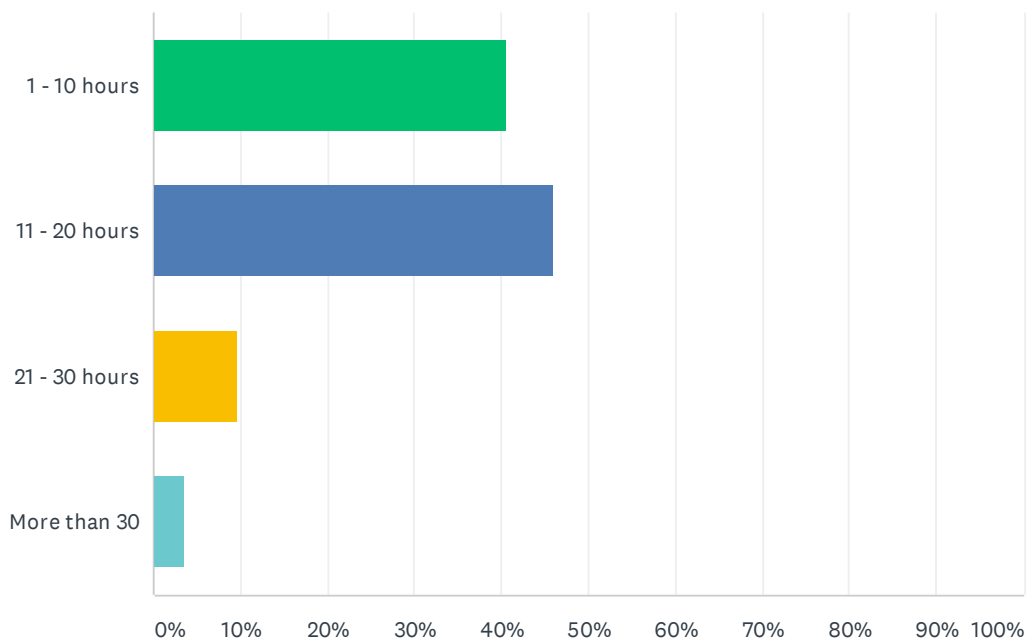
Answered: 1,452 Skipped: 3



ANSWER CHOICES	RESPONSES	
Extremely important	87.53%	1,271
Very important	9.92%	144
Somewhat important	2.20%	32
Not so important	0.28%	4
Not at all important	0.07%	1
<b>TOTAL</b>		<b>1,452</b>

### Q33 How many hours a week do you spend working on school-related activities (grading, prep, etc.) outside of the classroom?

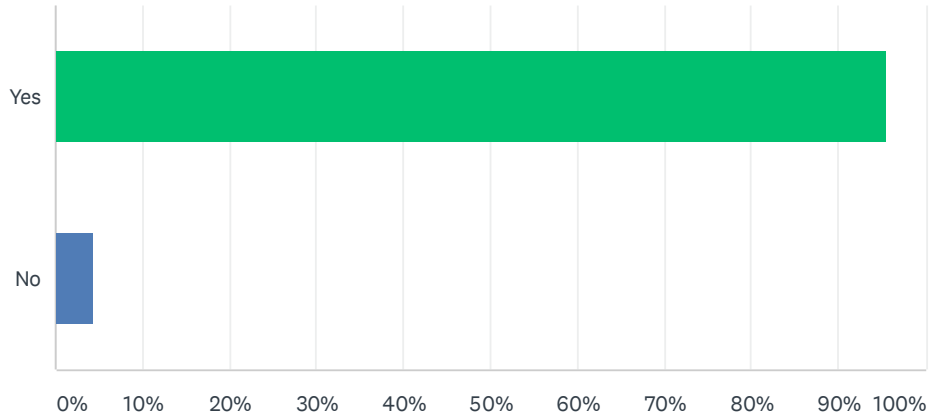
Answered: 1,451 Skipped: 4



ANSWER CHOICES	RESPONSES	
1 - 10 hours	40.66%	590
11 - 20 hours	46.11%	669
21 - 30 hours	9.72%	141
More than 30	3.51%	51
<b>TOTAL</b>		<b>1,451</b>

**Q34 Do you believe schools would provide better educational outcomes for students if teachers had a more significant role in deciding school policies, procedures, curriculum, etc.?**

Answered: 1,443 Skipped: 12



ANSWER CHOICES	RESPONSES	
Yes	95.63%	1,380
No	4.37%	63
<b>TOTAL</b>		<b>1,443</b>